


Barcodes for Target Ranges


Glucotrol-NG Level 2

**HemoCue B-Glucose systems
HemoCue Glucose 201 systems**

whole blood "B-Glu"

LOT 90769  2020-07


	Mean	Range
mmol/L	6.1	5.2 - 7.0
mg/dL	109	92 - 126




1 2 0 2 5 5 9 0 7 6 9 1 0 9 0 9 2 1 2 6

**HemoCue B-Glucose systems
HemoCue Glucose 201 systems**

plasma equivalent "P-Equiv"

LOT 90769  2020-07


	Mean	Range
mmol/L	6.7	5.8 - 7.6
mg/dL	121	104 - 138




1 2 0 2 5 5 9 0 7 6 9 1 2 1 1 0 4 1 3 8

HemoCue Glucose 201RT systems

whole blood "B-Glu"

LOT 90769  2020-07


	Mean	Range
mmol/L	5.9	5.0 - 6.8
mg/dL	106	89 - 123




7 2 0 2 5 5 9 0 7 6 9 1 0 0 0 8 9 1 2 3

HemoCue Glucose 201RT systems

plasma equivalent "P-Equiv"

LOT 90769  2020-07

	Mean	Range
mmol/L	6.5	5.6 - 7.4
mg/dL	117	100 - 134



7 2 0 2 5 5 9 0 7 6 9 1 0 1 1 0 0 1 3 4

AN01068A01 20180130