


Barcodes for Target Ranges


GlucoTrol-NG Level 5

HemoCue Glucose 201RT systems

whole blood "B-Glu"

LOT 90764  2020-07


	Mean	Range
mmol/L	23.1	20.6 - 25.6
mg/dL	417	372 - 462




7 2 0 2 5 5 9 0 7 6 4 4 0 0 3 7 2 4 6 2

HemoCue Glucose 201RT systems

plasma equivalent "P-Equiv"

LOT 90764  2020-07


	Mean	Range
mmol/L	25.7	23.2 - 28.2
mg/dL	463	418 - 508




7 2 0 2 5 5 9 0 7 6 4 4 0 1 4 1 8 5 0 8

HemoCue Glucose 201RT systems

whole blood "B-Glu"

LOT 90764  2020-07


	Mean	Range
mmol/L	23.1	± 2.5
mg/dL	417	± 45




7 2 0 2 5 5 9 0 7 6 4 4 0 0 3 7 2 4 6 2

HemoCue Glucose 201RT systems

plasma equivalent "P-Equiv"

LOT 90764  2020-07

	Mean	Range
mmol/L	25.7	± 2.5
mg/dL	463	± 45



7 2 0 2 5 5 9 0 7 6 4 4 0 1 4 1 8 5 0 8