


Barcodes for Target Ranges


GlucoTrol-NG Level 3

**HemoCue B-Glucose systems
HemoCue Glucose 201 systems**

whole blood "B-Glu"

LOT 90762  2020-07


	Mean	Range
mmol/L	10.2	9.0 - 11.4
mg/dL	184	162 - 206




2 2 0 2 5 5 9 0 7 6 2 1 8 4 1 6 2 2 0 6

**HemoCue B-Glucose systems
HemoCue Glucose 201 systems**

plasma equivalent "P-Equiv"

LOT 90762  2020-07


	Mean	Range
mmol/L	11.3	10.1 - 12.5
mg/dL	204	182 - 226




2 2 0 2 5 5 9 0 7 6 2 2 0 4 1 8 2 2 2 6

**HemoCue B-Glucose systems
HemoCue Glucose 201 systems**

whole blood "B-Glu"

LOT 90762  2020-07


	Mean	Range
mmol/L	10.2	± 1.2
mg/dL	184	± 22




2 2 0 2 5 5 9 0 7 6 2 1 8 4 1 6 2 2 0 6

**HemoCue B-Glucose systems
HemoCue Glucose 201 systems**

plasma equivalent "P-Equiv"

LOT 90762  2020-07


	Mean	Range
mmol/L	11.3	± 1.2
mg/dL	204	± 22




2 2 0 2 5 5 9 0 7 6 2 2 0 4 1 8 2 2 2 6

HemoCue Glucose 201RT systems

whole blood "B-Glu"

LOT 90762  2020-07


	Mean	Range
mmol/L	9.9	8.7 - 11.1
mg/dL	178	156 - 200




7 2 0 2 5 5 9 0 7 6 2 2 0 0 1 5 6 2 0 0

HemoCue Glucose 201RT systems

plasma equivalent "P-Equiv"

LOT 90762  2020-07


	Mean	Range
mmol/L	11.0	9.8 - 12.2
mg/dL	197	175 - 219




7 2 0 2 5 5 9 0 7 6 2 2 0 1 1 7 5 2 1 9

HemoCue Glucose 201RT systems

whole blood "B-Glu"

LOT 90762  2020-07


	Mean	Range
mmol/L	9.9	± 1.2
mg/dL	178	± 22




7 2 0 2 5 5 9 0 7 6 2 2 0 0 1 5 6 2 0 0

HemoCue Glucose 201RT systems

plasma equivalent "P-Equiv"

LOT 90762  2020-07

	Mean	Range
mmol/L	11.0	± 1.2
mg/dL	197	± 22



7 2 0 2 5 5 9 0 7 6 2 2 0 1 1 7 5 2 1 9