


Barcodes for Target Ranges


GlucoTrol-NG Level 2

**HemoCue B-Glucose systems
HemoCue Glucose 201 systems**

whole blood "B-Glu"

LOT 90761  2020-07


	Mean	Range
mmol/L	6.1	5.2 - 7.0
mg/dL	109	92 - 126




12025590761109092126

**HemoCue B-Glucose systems
HemoCue Glucose 201 systems**

plasma equivalent "P-Equiv"

LOT 90761  2020-07


	Mean	Range
mmol/L	6.7	5.8 - 7.6
mg/dL	121	104 - 138




12025590761121104138

**HemoCue B-Glucose systems
HemoCue Glucose 201 systems**

whole blood "B-Glu"

LOT 90761  2020-07


	Mean	Range
mmol/L	6.1	± 0.9
mg/dL	109	± 17




12025590761109092126

**HemoCue B-Glucose systems
HemoCue Glucose 201 systems**

plasma equivalent "P-Equiv"

LOT 90761  2020-07


	Mean	Range
mmol/L	6.7	± 0.9
mg/dL	121	± 17




12025590761121104138

HemoCue Glucose 201RT systems

whole blood "B-Glu"

LOT 90761  2020-07


	Mean	Range
mmol/L	5.9	5.0 - 6.8
mg/dL	106	89 - 123




72025590761100089123

HemoCue Glucose 201RT systems

plasma equivalent "P-Equiv"

LOT 90761  2020-07


	Mean	Range
mmol/L	6.5	5.6 - 7.4
mg/dL	117	100 - 134




72025590761101100134

HemoCue Glucose 201RT systems

whole blood "B-Glu"

LOT 90761  2020-07


	Mean	Range
mmol/L	5.9	± 0.9
mg/dL	106	± 17




72025590761100089123

HemoCue Glucose 201RT systems

plasma equivalent "P-Equiv"

LOT 90761  2020-07

	Mean	Range
mmol/L	6.5	± 0.9
mg/dL	117	± 17



72025590761101100134