


Barcodes for Target Ranges


GlucoTrol-NG Level 4

**HemoCue B-Glucose systems
HemoCue Glucose 201 systems**

whole blood "B-Glu"

LOT 84663  2020-04


	Mean	Range
mmol/L	17.3	15.0 - 19.6
mg/dL	313	271 - 355




3 2 0 1 5 8 8 4 6 6 3 3 1 3 2 7 1 3 5 5

**HemoCue B-Glucose systems
HemoCue Glucose 201 systems**

plasma equivalent "P-Equiv"

LOT 84663  2020-04


	Mean	Range
mmol/L	19.3	17.0 - 21.6
mg/dL	347	305 - 389




3 2 0 1 5 8 8 4 6 6 3 3 4 7 3 0 5 3 8 9

**HemoCue B-Glucose systems
HemoCue Glucose 201 systems**

whole blood "B-Glu"

LOT 84663  2020-04


	Mean	Range
mmol/L	17.3	± 2.3
mg/dL	313	± 42




3 2 0 1 5 8 8 4 6 6 3 3 1 3 2 7 1 3 5 5

**HemoCue B-Glucose systems
HemoCue Glucose 201 systems**

plasma equivalent "P-Equiv"

LOT 84663  2020-04


	Mean	Range
mmol/L	19.3	± 2.3
mg/dL	347	± 42




3 2 0 1 5 8 8 4 6 6 3 3 4 7 3 0 5 3 8 9

HemoCue Glucose 201RT systems

whole blood "B-Glu"

LOT 84663  2020-04


	Mean	Range
mmol/L	16.7	14.4 - 19.0
mg/dL	302	260 - 344




7 2 0 1 5 8 8 4 6 6 3 3 0 0 2 6 0 3 4 4

HemoCue Glucose 201RT systems

plasma equivalent "P-Equiv"

LOT 84663  2020-04


	Mean	Range
mmol/L	18.6	16.3 - 20.9
mg/dL	335	293 - 377




7 2 0 1 5 8 8 4 6 6 3 3 0 1 2 9 3 3 7 7

HemoCue Glucose 201RT systems

whole blood "B-Glu"

LOT 84663  2020-04


	Mean	Range
mmol/L	16.7	± 2.3
mg/dL	302	± 42




7 2 0 1 5 8 8 4 6 6 3 3 0 0 2 6 0 3 4 4

HemoCue Glucose 201RT systems

plasma equivalent "P-Equiv"

LOT 84663  2020-04

	Mean	Range
mmol/L	18.6	± 2.3
mg/dL	335	± 42



7 2 0 1 5 8 8 4 6 6 3 3 0 1 2 9 3 3 7 7