


## Barcodes for Target Ranges


### GlucoTrol-NG Level 3

**HemoCue B-Glucose systems  
HemoCue Glucose 201 systems**

**whole blood "B-Glu"**

LOT 84662     2020-04


	Mean	Range
mmol/L	9.8	8.6 - 11.0
mg/dL	177	155 - 199




22015884662177155199

**HemoCue B-Glucose systems  
HemoCue Glucose 201 systems**

**plasma equivalent "P-Equiv"**

LOT 84662     2020-04


	Mean	Range
mmol/L	10.9	9.7 - 12.1
mg/dL	197	175 - 219




22015884662197175219

**HemoCue B-Glucose systems  
HemoCue Glucose 201 systems**

**whole blood "B-Glu"**

LOT 84662     2020-04


	Mean	Range
mmol/L	9.8	± 1.2
mg/dL	177	± 22




22015884662177155199

**HemoCue B-Glucose systems  
HemoCue Glucose 201 systems**

**plasma equivalent "P-Equiv"**

LOT 84662     2020-04


	Mean	Range
mmol/L	10.9	± 1.2
mg/dL	197	± 22




22015884662197175219

**HemoCue Glucose 201RT systems**

**whole blood "B-Glu"**

LOT 84662     2020-04


	Mean	Range
mmol/L	9.6	8.4 - 10.8
mg/dL	172	150 - 194




72015884662200150194

**HemoCue Glucose 201RT systems**

**plasma equivalent "P-Equiv"**

LOT 84662     2020-04


	Mean	Range
mmol/L	10.6	9.4 - 11.8
mg/dL	191	169 - 213




72015884662201169213

**HemoCue Glucose 201RT systems**

**whole blood "B-Glu"**

LOT 84662     2020-04


	Mean	Range
mmol/L	9.6	± 1.2
mg/dL	172	± 22




72015884662200150194

**HemoCue Glucose 201RT systems**

**plasma equivalent "P-Equiv"**

LOT 84662     2020-04

	Mean	Range
mmol/L	10.6	± 1.2
mg/dL	191	± 22



72015884662201169213