


## Barcodes for Target Ranges


### GlucoTrol-NG Level 2

**HemoCue B-Glucose systems  
HemoCue Glucose 201 systems**

**whole blood "B-Glu"**

**LOT** 84661  2020-04


	Mean	Range
mmol/L	6.0	5.1 - 6.9
mg/dL	109	92 - 126




12015884661109092126

**HemoCue B-Glucose systems  
HemoCue Glucose 201 systems**

**plasma equivalent "P-Equiv"**

**LOT** 84661  2020-04


	Mean	Range
mmol/L	6.7	5.8 - 7.6
mg/dL	121	104 - 138




12015884661121104138

**HemoCue B-Glucose systems  
HemoCue Glucose 201 systems**

**whole blood "B-Glu"**

**LOT** 84661  2020-04


	Mean	Range
mmol/L	6.0	± 0.9
mg/dL	109	± 17




12015884661109092126

**HemoCue B-Glucose systems  
HemoCue Glucose 201 systems**

**plasma equivalent "P-Equiv"**

**LOT** 84661  2020-04


	Mean	Range
mmol/L	6.7	± 0.9
mg/dL	121	± 17




12015884661121104138

**HemoCue Glucose 201RT systems**

**whole blood "B-Glu"**

**LOT** 84661  2020-04


	Mean	Range
mmol/L	5.8	4.9 - 6.7
mg/dL	105	88 - 122




72015884661100088122

**HemoCue Glucose 201RT systems**

**plasma equivalent "P-Equiv"**

**LOT** 84661  2020-04


	Mean	Range
mmol/L	6.5	5.6 - 7.4
mg/dL	117	100 - 134




72015884661101100134

**HemoCue Glucose 201RT systems**

**whole blood "B-Glu"**

**LOT** 84661  2020-04


	Mean	Range
mmol/L	5.8	± 0.9
mg/dL	105	± 17




72015884661100088122

**HemoCue Glucose 201RT systems**

**plasma equivalent "P-Equiv"**

**LOT** 84661  2020-04

	Mean	Range
mmol/L	6.5	± 0.9
mg/dL	117	± 17



72015884661101100134