


Barcodes for Target Ranges


GlucoTrol-NG Level 1

**HemoCue B-Glucose systems
HemoCue Glucose 201 systems**

whole blood "B-Glu"

LOT 84660  2020-04


	Mean	Range
mmol/L	2.4	1.6 - 3.2
mg/dL	43	29 - 57




02015884660043029057

**HemoCue B-Glucose systems
HemoCue Glucose 201 systems**

plasma equivalent "P-Equiv"

LOT 84660  2020-04


	Mean	Range
mmol/L	2.6	1.8 - 3.4
mg/dL	47	33 - 61




02015884660047033061

**HemoCue B-Glucose systems
HemoCue Glucose 201 systems**

whole blood "B-Glu"

LOT 84660  2020-04


	Mean	Range
mmol/L	2.4	± 0.8
mg/dL	43	± 14




02015884660043029057

**HemoCue B-Glucose systems
HemoCue Glucose 201 systems**

plasma equivalent "P-Equiv"

LOT 84660  2020-04


	Mean	Range
mmol/L	2.6	± 0.8
mg/dL	47	± 14




02015884660047033061

HemoCue Glucose 201RT systems

whole blood "B-Glu"

LOT 84660  2020-04


	Mean	Range
mmol/L	2.6	1.8 - 3.4
mg/dL	47	33 - 61




72015884660000033061

HemoCue Glucose 201RT systems

plasma equivalent "P-Equiv"

LOT 84660  2020-04


	Mean	Range
mmol/L	2.9	2.1 - 3.7
mg/dL	52	38 - 66




72015884660001038066

HemoCue Glucose 201RT systems

whole blood "B-Glu"

LOT 84660  2020-04


	Mean	Range
mmol/L	2.6	± 0.8
mg/dL	47	± 14




72015884660000033061

HemoCue Glucose 201RT systems

plasma equivalent "P-Equiv"

LOT 84660  2020-04

	Mean	Range
mmol/L	2.9	± 0.8
mg/dL	52	± 14



72015884660001038066