



Barcodes for Target Ranges

GlucoTrol-NG Level 1

HemoCue B-Glucose systems
HemoCue Glucose 201 systems

whole blood "B-Glu"


LOT	84659		2020-04
	Mean		Range
mmol/L	1.8		1.0 - 2.6
mg/dL	33		19 - 47




0 2 0 1 5 8 8 4 6 5 9 0 3 3 0 1 9 0 4 7

HemoCue B-Glucose systems
HemoCue Glucose 201 systems

plasma equivalent "P-Equiv"


LOT	84659		2020-04
	Mean		Range
mmol/L	2.0		1.2 - 2.8
mg/dL	37		23 - 51




0 2 0 1 5 8 8 4 6 5 9 0 3 7 0 2 3 0 5 1

HemoCue Glucose 201RT systems

whole blood "B-Glu"


LOT	84659		2020-04
	Mean		Range
mmol/L	2.1		1.3 - 2.9
mg/dL	38		24 - 52




7 2 0 1 5 8 8 4 6 5 9 0 0 0 2 4 0 5 2

HemoCue Glucose 201RT systems

plasma equivalent "P-Equiv"

LOT	84659		2020-04
	Mean		Range
mmol/L	2.4		1.6 - 3.2
mg/dL	42		28 - 56



7 2 0 1 5 8 8 4 6 5 9 0 0 1 0 2 8 0 5 6

AN01069A01 20180130