

Barcodes for Target Ranges


GlucoTrol-NG Level 4

**HemoCue B-Glucose systems
HemoCue Glucose 201 systems**

whole blood "B-Glu"

LOT 83263 ⏳ 2020-01

	Mean	Range
mmol/L	17.4	15.1 - 19.7
mg/dL	314	272 - 356




3 2 0 0 6 3 8 3 2 6 3 3 1 4 2 7 2 3 5 6

**HemoCue B-Glucose systems
HemoCue Glucose 201 systems**

plasma equivalent "P-Equiv"

LOT 83263 ⏳ 2020-01

	Mean	Range
mmol/L	19.4	17.1 - 21.7
mg/dL	349	307 - 391




3 2 0 0 6 3 8 3 2 6 3 3 4 9 3 0 7 3 9 1

**HemoCue B-Glucose systems
HemoCue Glucose 201 systems**

whole blood "B-Glu"

LOT 83263 ⏳ 2020-01

	Mean	Range
mmol/L	17.4	± 2.3
mg/dL	314	± 42




3 2 0 0 6 3 8 3 2 6 3 3 1 4 2 7 2 3 5 6

**HemoCue B-Glucose systems
HemoCue Glucose 201 systems**

plasma equivalent "P-Equiv"

LOT 83263 ⏳ 2020-01

	Mean	Range
mmol/L	19.4	± 2.3
mg/dL	349	± 42




3 2 0 0 6 3 8 3 2 6 3 3 4 9 3 0 7 3 9 1

HemoCue Glucose 201RT systems

whole blood "B-Glu"

LOT 83263 ⏳ 2020-01

	Mean	Range
mmol/L	16.9	14.6 - 19.2
mg/dL	304	262 - 346




7 2 0 0 6 3 8 3 2 6 3 3 0 0 2 6 2 3 4 6

HemoCue Glucose 201RT systems

plasma equivalent "P-Equiv"

LOT 83263 ⏳ 2020-01

	Mean	Range
mmol/L	18.7	16.4 - 21.0
mg/dL	337	295 - 379




7 2 0 0 6 3 8 3 2 6 3 3 0 1 2 9 5 3 7 9

HemoCue Glucose 201RT systems

whole blood "B-Glu"

LOT 83263 ⏳ 2020-01

	Mean	Range
mmol/L	16.9	± 2.3
mg/dL	304	± 42




7 2 0 0 6 3 8 3 2 6 3 3 0 0 2 6 2 3 4 6

HemoCue Glucose 201RT systems

plasma equivalent "P-Equiv"

LOT 83263 ⏳ 2020-01

	Mean	Range
mmol/L	18.7	± 2.3
mg/dL	337	± 42



7 2 0 0 6 3 8 3 2 6 3 3 0 1 2 9 5 3 7 9