


Barcodes for Target Ranges


GlucoTrol-NG Level 3

**HemoCue B-Glucose systems
HemoCue Glucose 201 systems**

whole blood "B-Glu"

LOT 83262  2020-01


	Mean	Range
mmol/L	10.0	8.8 - 11.2
mg/dL	179	157 - 201




2 2006383262179157201

**HemoCue B-Glucose systems
HemoCue Glucose 201 systems**

plasma equivalent "P-Equiv"

LOT 83262  2020-01


	Mean	Range
mmol/L	11.1	9.9 - 12.3
mg/dL	199	177 - 221




2 2006383262199177221

**HemoCue B-Glucose systems
HemoCue Glucose 201 systems**

whole blood "B-Glu"

LOT 83262  2020-01


	Mean	Range
mmol/L	10.0	± 1.2
mg/dL	179	± 22




2 2006383262179157201

**HemoCue B-Glucose systems
HemoCue Glucose 201 systems**

plasma equivalent "P-Equiv"

LOT 83262  2020-01


	Mean	Range
mmol/L	11.1	± 1.2
mg/dL	199	± 22




2 2006383262199177221

HemoCue Glucose 201RT systems

whole blood "B-Glu"

LOT 83262  2020-01


	Mean	Range
mmol/L	9.6	8.4 - 10.8
mg/dL	173	151 - 195




7 2006383262200151195

HemoCue Glucose 201RT systems

plasma equivalent "P-Equiv"

LOT 83262  2020-01


	Mean	Range
mmol/L	10.7	9.5 - 11.9
mg/dL	192	170 - 214




7 2006383262201170214

HemoCue Glucose 201RT systems

whole blood "B-Glu"

LOT 83262  2020-01


	Mean	Range
mmol/L	9.6	± 1.2
mg/dL	173	± 22




7 2006383262200151195

HemoCue Glucose 201RT systems

plasma equivalent "P-Equiv"

LOT 83262  2020-01

	Mean	Range
mmol/L	10.7	± 1.2
mg/dL	192	± 22



7 2006383262201170214