


## Barcodes for Target Ranges


### GlucoTrol-NG Level 2

**HemoCue B-Glucose systems  
HemoCue Glucose 201 systems**

**whole blood "B-Glu"**

LOT 83261      2020-01


	Mean	Range
mmol/L	5.9	5.0 - 6.8
mg/dL	107	90 - 124




12006383261107090124

**HemoCue B-Glucose systems  
HemoCue Glucose 201 systems**

**plasma equivalent "P-Equiv"**

LOT 83261      2020-01


	Mean	Range
mmol/L	6.6	5.7 - 7.5
mg/dL	119	102 - 136




12006383261119102136

**HemoCue B-Glucose systems  
HemoCue Glucose 201 systems**

**whole blood "B-Glu"**

LOT 83261      2020-01


	Mean	Range
mmol/L	5.9	± 0.9
mg/dL	107	± 17




12006383261107090124

**HemoCue B-Glucose systems  
HemoCue Glucose 201 systems**

**plasma equivalent "P-Equiv"**

LOT 83261      2020-01


	Mean	Range
mmol/L	6.6	± 0.9
mg/dL	119	± 17




12006383261119102136

**HemoCue Glucose 201RT systems**

**whole blood "B-Glu"**

LOT 83261      2020-01


	Mean	Range
mmol/L	5.8	4.9 - 6.7
mg/dL	105	88 - 122




72006383261100088122

**HemoCue Glucose 201RT systems**

**plasma equivalent "P-Equiv"**

LOT 83261      2020-01


	Mean	Range
mmol/L	6.4	5.5 - 7.3
mg/dL	116	99 - 133




72006383261101099133

**HemoCue Glucose 201RT systems**

**whole blood "B-Glu"**

LOT 83261      2020-01


	Mean	Range
mmol/L	5.8	± 0.9
mg/dL	105	± 17




72006383261100088122

**HemoCue Glucose 201RT systems**

**plasma equivalent "P-Equiv"**

LOT 83261      2020-01

	Mean	Range
mmol/L	6.4	± 0.9
mg/dL	116	± 17



72006383261101099133