


Barcodes for Target Ranges


GlucoTrol-NG Level 1

**HemoCue B-Glucose systems
HemoCue Glucose 201 systems**

whole blood "B-Glu"

LOT 83260  2020-01


	Mean	Range
mmol/L	2.5	1.7 - 3.3
mg/dL	45	31 - 59




0 2 0 0 6 3 8 3 2 6 0 0 4 5 0 3 1 0 5 9

**HemoCue B-Glucose systems
HemoCue Glucose 201 systems**

plasma equivalent "P-Equiv"

LOT 83260  2020-01


	Mean	Range
mmol/L	2.8	2.0 - 3.6
mg/dL	50	36 - 64




0 2 0 0 6 3 8 3 2 6 0 0 5 0 0 3 6 0 6 4

**HemoCue B-Glucose systems
HemoCue Glucose 201 systems**

whole blood "B-Glu"

LOT 83260  2020-01


	Mean	Range
mmol/L	2.5	± 0.8
mg/dL	45	± 14




0 2 0 0 6 3 8 3 2 6 0 0 4 5 0 3 1 0 5 9

**HemoCue B-Glucose systems
HemoCue Glucose 201 systems**

plasma equivalent "P-Equiv"

LOT 83260  2020-01


	Mean	Range
mmol/L	2.8	± 0.8
mg/dL	50	± 14




0 2 0 0 6 3 8 3 2 6 0 0 5 0 0 3 6 0 6 4

HemoCue Glucose 201RT systems

whole blood "B-Glu"

LOT 83260  2020-01


	Mean	Range
mmol/L	2.6	1.8 - 3.4
mg/dL	47	33 - 61




7 2 0 0 6 3 8 3 2 6 0 0 0 0 0 3 3 0 6 1

HemoCue Glucose 201RT systems

plasma equivalent "P-Equiv"

LOT 83260  2020-01


	Mean	Range
mmol/L	2.9	2.1 - 3.7
mg/dL	52	38 - 66




7 2 0 0 6 3 8 3 2 6 0 0 0 1 0 3 8 0 6 6

HemoCue Glucose 201RT systems

whole blood "B-Glu"

LOT 83260  2020-01


	Mean	Range
mmol/L	2.6	± 0.8
mg/dL	47	± 14




7 2 0 0 6 3 8 3 2 6 0 0 0 0 0 3 3 0 6 1

HemoCue Glucose 201RT systems

plasma equivalent "P-Equiv"

LOT 83260  2020-01

	Mean	Range
mmol/L	2.9	± 0.8
mg/dL	52	± 14



7 2 0 0 6 3 8 3 2 6 0 0 0 1 0 3 8 0 6 6