


Barcodes for Target Ranges


Glucotrol-NG Level 2

**HemoCue B-Glucose systems
HemoCue Glucose 201 systems**

whole blood "B-Glu"

LOT 82369  2019-10


	Mean	Range
mmol/L	6.0	5.1 - 6.9
mg/dL	108	91 - 125




1 1 9 3 5 1 8 2 3 6 9 1 0 8 0 9 1 1 2 5

**HemoCue B-Glucose systems
HemoCue Glucose 201 systems**

plasma equivalent "P-Equiv"

LOT 82369  2019-10


	Mean	Range
mmol/L	6.6	5.7 - 7.5
mg/dL	120	103 - 137




1 1 9 3 5 1 8 2 3 6 9 1 2 0 1 0 3 1 3 7

HemoCue Glucose 201RT systems

whole blood "B-Glu"

LOT 82369  2019-10


	Mean	Range
mmol/L	5.6	4.7 - 6.5
mg/dL	101	84 - 118




7 1 9 3 5 1 8 2 3 6 9 1 0 0 0 8 4 1 1 8

HemoCue Glucose 201RT systems

plasma equivalent "P-Equiv"

LOT 82369  2019-10

	Mean	Range
mmol/L	6.2	5.3 - 7.1
mg/dL	112	95 - 129



7 1 9 3 5 1 8 2 3 6 9 1 0 1 0 9 5 1 2 9

AN01068A01 20180130