


Barcodes for Target Ranges


GlucoTrol-NG Level 5

HemoCue Glucose 201RT systems

whole blood "B-Glu"

LOT 82364  2019-10


	Mean	Range
mmol/L	23.0	20.5 - 25.5
mg/dL	414	369 - 459




7 19 35 18 23 64 40 03 69 45 9

HemoCue Glucose 201RT systems

plasma equivalent "P-Equiv"

LOT 82364  2019-10


	Mean	Range
mmol/L	25.5	23.0 - 28.0
mg/dL	460	415 - 505




7 19 35 18 23 64 40 14 15 50 5

HemoCue Glucose 201RT systems

whole blood "B-Glu"

LOT 82364  2019-10


	Mean	Range
mmol/L	23.0	± 2.5
mg/dL	414	± 45




7 19 35 18 23 64 40 03 69 45 9

HemoCue Glucose 201RT systems

plasma equivalent "P-Equiv"

LOT 82364  2019-10

	Mean	Range
mmol/L	25.5	± 2.5
mg/dL	460	± 45



7 19 35 18 23 64 40 14 15 50 5