


## Barcodes for Target Ranges


### GlucoTrol-NG Level 4

**HemoCue B-Glucose systems  
HemoCue Glucose 201 systems**

**whole blood "B-Glu"**

**LOT** 82363  2019-10


	Mean	Range
mmol/L	17.6	15.3 - 19.9
mg/dL	316	274 - 358




3 1935 182363316274358

**HemoCue B-Glucose systems  
HemoCue Glucose 201 systems**

**plasma equivalent "P-Equiv"**

**LOT** 82363  2019-10


	Mean	Range
mmol/L	19.5	17.2 - 21.8
mg/dL	351	309 - 393




3 1935 182363351309393

**HemoCue B-Glucose systems  
HemoCue Glucose 201 systems**

**whole blood "B-Glu"**

**LOT** 82363  2019-10


	Mean	Range
mmol/L	17.6	± 2.3
mg/dL	316	± 42




3 1935 182363316274358

**HemoCue B-Glucose systems  
HemoCue Glucose 201 systems**

**plasma equivalent "P-Equiv"**

**LOT** 82363  2019-10


	Mean	Range
mmol/L	19.5	± 2.3
mg/dL	351	± 42




3 1935 182363351309393

**HemoCue Glucose 201RT systems**

**whole blood "B-Glu"**

**LOT** 82363  2019-10


	Mean	Range
mmol/L	17.0	14.7 - 19.3
mg/dL	306	264 - 348




7 1935 182363300264348

**HemoCue Glucose 201RT systems**

**plasma equivalent "P-Equiv"**

**LOT** 82363  2019-10


	Mean	Range
mmol/L	18.9	16.6 - 21.2
mg/dL	340	298 - 382




7 1935 182363301298382

**HemoCue Glucose 201RT systems**

**whole blood "B-Glu"**

**LOT** 82363  2019-10


	Mean	Range
mmol/L	17.0	± 2.3
mg/dL	306	± 42




7 1935 182363300264348

**HemoCue Glucose 201RT systems**

**plasma equivalent "P-Equiv"**

**LOT** 82363  2019-10

	Mean	Range
mmol/L	18.9	± 2.3
mg/dL	340	± 42



7 1935 182363301298382