


Barcodes for Target Ranges


GlucoTrol-NG Level 3

**HemoCue B-Glucose systems
HemoCue Glucose 201 systems**

whole blood "B-Glu"

LOT 82362  2019-10


	Mean	Range
mmol/L	9.9	8.7 - 11.1
mg/dL	179	157 - 201




2 1935 182362179157201

**HemoCue B-Glucose systems
HemoCue Glucose 201 systems**

plasma equivalent "P-Equiv"

LOT 82362  2019-10


	Mean	Range
mmol/L	11.0	9.8 - 12.2
mg/dL	199	177 - 221




2 1935 182362199177221

**HemoCue B-Glucose systems
HemoCue Glucose 201 systems**

whole blood "B-Glu"

LOT 82362  2019-10


	Mean	Range
mmol/L	9.9	± 1.2
mg/dL	179	± 22




2 1935 182362179157201

**HemoCue B-Glucose systems
HemoCue Glucose 201 systems**

plasma equivalent "P-Equiv"

LOT 82362  2019-10


	Mean	Range
mmol/L	11.0	± 1.2
mg/dL	199	± 22




2 1935 182362199177221

HemoCue Glucose 201RT systems

whole blood "B-Glu"

LOT 82362  2019-10


	Mean	Range
mmol/L	9.6	8.4 - 10.8
mg/dL	173	151 - 195




7 1935 182362200151195

HemoCue Glucose 201RT systems

plasma equivalent "P-Equiv"

LOT 82362  2019-10


	Mean	Range
mmol/L	10.6	9.4 - 11.8
mg/dL	192	170 - 214




7 1935 182362201170214

HemoCue Glucose 201RT systems

whole blood "B-Glu"

LOT 82362  2019-10


	Mean	Range
mmol/L	9.6	± 1.2
mg/dL	173	± 22




7 1935 182362200151195

HemoCue Glucose 201RT systems

plasma equivalent "P-Equiv"

LOT 82362  2019-10

	Mean	Range
mmol/L	10.6	± 1.2
mg/dL	192	± 22



7 1935 182362201170214