


Barcodes for Target Ranges


GlucoTrol-NG Level 2

**HemoCue B-Glucose systems
HemoCue Glucose 201 systems**

whole blood "B-Glu"

LOT 82361  2019-10


	Mean	Range
mmol/L	6.0	5.1 - 6.9
mg/dL	108	91 - 125




11935182361108091125

**HemoCue B-Glucose systems
HemoCue Glucose 201 systems**

plasma equivalent "P-Equiv"

LOT 82361  2019-10


	Mean	Range
mmol/L	6.6	5.7 - 7.5
mg/dL	120	103 - 137




11935182361120103137

**HemoCue B-Glucose systems
HemoCue Glucose 201 systems**

whole blood "B-Glu"

LOT 82361  2019-10


	Mean	Range
mmol/L	6.0	± 0.9
mg/dL	108	± 17




11935182361108091125

**HemoCue B-Glucose systems
HemoCue Glucose 201 systems**

plasma equivalent "P-Equiv"

LOT 82361  2019-10


	Mean	Range
mmol/L	6.6	± 0.9
mg/dL	120	± 17




11935182361120103137

HemoCue Glucose 201RT systems

whole blood "B-Glu"

LOT 82361  2019-10


	Mean	Range
mmol/L	5.6	4.7 - 6.5
mg/dL	101	84 - 118




71935182361100084118

HemoCue Glucose 201RT systems

plasma equivalent "P-Equiv"

LOT 82361  2019-10


	Mean	Range
mmol/L	6.2	5.3 - 7.1
mg/dL	112	95 - 129




71935182361101095129

HemoCue Glucose 201RT systems

whole blood "B-Glu"

LOT 82361  2019-10


	Mean	Range
mmol/L	5.6	± 0.9
mg/dL	101	± 17




71935182361100084118

HemoCue Glucose 201RT systems

plasma equivalent "P-Equiv"

LOT 82361  2019-10

	Mean	Range
mmol/L	6.2	± 0.9
mg/dL	112	± 17



71935182361101095129