

Barcodes for Target Ranges


GlucoTrol-NG Level 1

**HemoCue B-Glucose systems
HemoCue Glucose 201 systems**

whole blood "B-Glu"

LOT 82360 ⏳ 2019-10

	Mean	Range
mmol/L	2.5	1.7 - 3.3
mg/dL	44	30 - 58




0 1935 182360044030058

**HemoCue B-Glucose systems
HemoCue Glucose 201 systems**

plasma equivalent "P-Equiv"

LOT 82360 ⏳ 2019-10

	Mean	Range
mmol/L	2.7	1.9 - 3.5
mg/dL	49	35 - 63




0 1935 182360049035063

**HemoCue B-Glucose systems
HemoCue Glucose 201 systems**

whole blood "B-Glu"

LOT 82360 ⏳ 2019-10

	Mean	Range
mmol/L	2.5	± 0.8
mg/dL	44	± 14




0 1935 182360044030058

**HemoCue B-Glucose systems
HemoCue Glucose 201 systems**

plasma equivalent "P-Equiv"

LOT 82360 ⏳ 2019-10

	Mean	Range
mmol/L	2.7	± 0.8
mg/dL	49	± 14




0 1935 182360049035063

HemoCue Glucose 201RT systems

whole blood "B-Glu"

LOT 82360 ⏳ 2019-10

	Mean	Range
mmol/L	2.6	1.8 - 3.4
mg/dL	47	33 - 61




7 1935 182360000033061

HemoCue Glucose 201RT systems

plasma equivalent "P-Equiv"

LOT 82360 ⏳ 2019-10

	Mean	Range
mmol/L	2.9	2.1 - 3.7
mg/dL	52	38 - 66




7 1935 182360001038066

HemoCue Glucose 201RT systems

whole blood "B-Glu"

LOT 82360 ⏳ 2019-10

	Mean	Range
mmol/L	2.6	± 0.8
mg/dL	47	± 14




7 1935 182360000033061

HemoCue Glucose 201RT systems

plasma equivalent "P-Equiv"

LOT 82360 ⏳ 2019-10

	Mean	Range
mmol/L	2.9	± 0.8
mg/dL	52	± 14



7 1935 182360001038066