


Barcodes for Target Ranges


GlucoTrol-NG Level 3

**HemoCue B-Glucose systems
HemoCue Glucose 201 systems**

whole blood "B-Glu"

LOT 80762  2019-07


	Mean	Range
mmol/L	9.9	8.7 - 11.1
mg/dL	179	157 - 201




2 1925580762179157201

**HemoCue B-Glucose systems
HemoCue Glucose 201 systems**

plasma equivalent "P-Equiv"

LOT 80762  2019-07


	Mean	Range
mmol/L	11.0	9.8 - 12.2
mg/dL	198	176 - 220




2 1925580762198176220

**HemoCue B-Glucose systems
HemoCue Glucose 201 systems**

whole blood "B-Glu"

LOT 80762  2019-07


	Mean	Range
mmol/L	9.9	± 1.2
mg/dL	179	± 22




2 1925580762179157201

**HemoCue B-Glucose systems
HemoCue Glucose 201 systems**

plasma equivalent "P-Equiv"

LOT 80762  2019-07


	Mean	Range
mmol/L	11.0	± 1.2
mg/dL	198	± 22




2 1925580762198176220

HemoCue Glucose 201RT systems

whole blood "B-Glu"

LOT 80762  2019-07


	Mean	Range
mmol/L	9.4	8.2 - 10.6
mg/dL	170	148 - 192




7 1925580762200148192

HemoCue Glucose 201RT systems

plasma equivalent "P-Equiv"

LOT 80762  2019-07


	Mean	Range
mmol/L	10.5	9.3 - 11.7
mg/dL	189	167 - 211




7 1925580762201167211

HemoCue Glucose 201RT systems

whole blood "B-Glu"

LOT 80762  2019-07


	Mean	Range
mmol/L	9.4	± 1.2
mg/dL	170	± 22




7 1925580762200148192

HemoCue Glucose 201RT systems

plasma equivalent "P-Equiv"

LOT 80762  2019-07

	Mean	Range
mmol/L	10.5	± 1.2
mg/dL	189	± 22



7 1925580762201167211