


Barcodes for Target Ranges


GlucoTrol-NG Level 2

**HemoCue B-Glucose systems
HemoCue Glucose 201 systems**

whole blood "B-Glu"

LOT 80761  2019-07


	Mean	Range
mmol/L	6.0	5.1 - 6.9
mg/dL	109	92 - 126




11925580761109092126

**HemoCue B-Glucose systems
HemoCue Glucose 201 systems**

plasma equivalent "P-Equiv"

LOT 80761  2019-07


	Mean	Range
mmol/L	6.7	5.8 - 7.6
mg/dL	121	104 - 138




11925580761121104138

**HemoCue B-Glucose systems
HemoCue Glucose 201 systems**

whole blood "B-Glu"

LOT 80761  2019-07


	Mean	Range
mmol/L	6.0	± 0.9
mg/dL	109	± 17




11925580761109092126

**HemoCue B-Glucose systems
HemoCue Glucose 201 systems**

plasma equivalent "P-Equiv"

LOT 80761  2019-07


	Mean	Range
mmol/L	6.7	± 0.9
mg/dL	121	± 17




11925580761121104138

HemoCue Glucose 201RT systems

whole blood "B-Glu"

LOT 80761  2019-07


	Mean	Range
mmol/L	5.6	4.7 - 6.5
mg/dL	102	85 - 119




71925580761100085119

HemoCue Glucose 201RT systems

plasma equivalent "P-Equiv"

LOT 80761  2019-07


	Mean	Range
mmol/L	6.3	5.4 - 7.2
mg/dL	113	96 - 130




71925580761101096130

HemoCue Glucose 201RT systems

whole blood "B-Glu"

LOT 80761  2019-07


	Mean	Range
mmol/L	5.6	± 0.9
mg/dL	102	± 17




71925580761100085119

HemoCue Glucose 201RT systems

plasma equivalent "P-Equiv"

LOT 80761  2019-07

	Mean	Range
mmol/L	6.3	± 0.9
mg/dL	113	± 17



71925580761101096130