


Barcodes for Target Ranges


GlucoTrol-NG Level 1

**HemoCue B-Glucose systems
HemoCue Glucose 201 systems**

whole blood "B-Glu"

LOT 80760  2019-07


	Mean	Range
mmol/L	2.2	1.4 - 3.0
mg/dL	41	27 - 55




0 1925580760041027055

**HemoCue B-Glucose systems
HemoCue Glucose 201 systems**

plasma equivalent "P-Equiv"

LOT 80760  2019-07


	Mean	Range
mmol/L	2.5	1.7 - 3.3
mg/dL	45	31 - 59




0 1925580760045031059

**HemoCue B-Glucose systems
HemoCue Glucose 201 systems**

whole blood "B-Glu"

LOT 80760  2019-07


	Mean	Range
mmol/L	2.2	± 0.8
mg/dL	41	± 14




0 1925580760041027055

**HemoCue B-Glucose systems
HemoCue Glucose 201 systems**

plasma equivalent "P-Equiv"

LOT 80760  2019-07


	Mean	Range
mmol/L	2.5	± 0.8
mg/dL	45	± 14




0 1925580760045031059

HemoCue Glucose 201RT systems

whole blood "B-Glu"

LOT 80760  2019-07


	Mean	Range
mmol/L	2.4	1.6 - 3.2
mg/dL	43	29 - 57




7 1925580760000029057

HemoCue Glucose 201RT systems

plasma equivalent "P-Equiv"

LOT 80760  2019-07


	Mean	Range
mmol/L	2.7	1.9 - 3.5
mg/dL	48	34 - 62




7 1925580760001034062

HemoCue Glucose 201RT systems

whole blood "B-Glu"

LOT 80760  2019-07


	Mean	Range
mmol/L	2.4	± 0.8
mg/dL	43	± 14




7 1925580760000029057

HemoCue Glucose 201RT systems

plasma equivalent "P-Equiv"

LOT 80760  2019-07

	Mean	Range
mmol/L	2.7	± 0.8
mg/dL	48	± 14



7 1925580760001034062

AN01067A01 20180130