


Barcodes for Target Ranges


Glucotrol-NG Level 1

**HemoCue B-Glucose systems
HemoCue Glucose 201 systems**

whole blood "B-Glu"

LOT 80759  2019-07


	Mean	Range
mmol/L	1.6	0.8 - 2.4
mg/dL	30	16 - 44




0 1925580759030016044

**HemoCue B-Glucose systems
HemoCue Glucose 201 systems**

plasma equivalent "P-Equiv"

LOT 80759  2019-07


	Mean	Range
mmol/L	1.8	1.0 - 2.6
mg/dL	33	19 - 47




0 1925580759033019047

HemoCue Glucose 201RT systems

whole blood "B-Glu"

LOT 80759  2019-07


	Mean	Range
mmol/L	1.8	1.0 - 2.6
mg/dL	33	19 - 47




7 1925580759000019047

HemoCue Glucose 201RT systems

plasma equivalent "P-Equiv"

LOT 80759  2019-07

	Mean	Range
mmol/L	2.0	1.2 - 2.8
mg/dL	37	23 - 51



7 1925580759001023051

AN01069A01 20180130